

2024 TEAM CHECK-IN INSTRUCTIONS

Age Group	Tournament Weekend	Team Registration	Registration Due Date
U9 Boys	November 9 - 10, 2024	Online Registration Only	Thursday, October 31, 2024
U9 Girls	November 9 - 10, 2024	Online Registration Only	Thursday, October 31, 2024
U10 Boys	November 9 - 10, 2024	Online Registration Only	Thursday, October 31, 2024
U10 Girls	November 9 - 10, 2024	Online Registration Only	Thursday, October 31, 2024
U11 Boys	November 9 - 10, 2024	Online Registration Only	Thursday, October 31, 2024
U11 Girls	November 9 - 10, 2024	Online Registration Only	Thursday, October 31, 2024
U12 Boys	November 9 - 10, 2024	Online Registration Only	Thursday, October 31, 2024
U12 Girls	November 9 - 10, 2024	Online Registration Only	Thursday, October 31, 2024
U13 Boys	November 9 - 10, 2024	Online Registration Only	Thursday, October 31, 2024
U13 Girls	November 9 - 10, 2024	Online Registration Only	Thursday, October 31, 2024
U14 Girls	November 15 - 17 , 2024	Online Registration Only	Thursday, November 07, 2024
U15 Girls	November 15 - 17 , 2024	Online Registration Only	Thursday, November 07, 2024
U16 Girls	November 15 - 17 , 2024	In Person Registration	1 hr before 1st Game
U17 Girls	November 15 - 17 , 2024	In Person Registration	1 hr before 1st Game
U18 Girls	November 15 - 17 , 2024	In Person Registration	1 hr before 1st Game
U19 Girls	November 15 - 17 , 2024	In Person Registration	1 hr before 1st Game
U14 Boys	November 22-24 , 2024	Online Registration Only	Thursday, November 14, 2024
U15 Boys	November 22-24 , 2024	Online Registration Only	Thursday, November 14, 2024
U16 Boys	November 22-24 , 2024	In Person Registration	1 hr before 1st Game
U17 Boys	November 22-24 , 2024	In Person Registration	1 hr before 1st Game
U18 Boys	November 22-24 , 2024	In Person Registration	1 hr before 1st Game
U19 Boys	November 22-24 , 2024	In Person Registration	1 hr before 1st Game

Please Note: There will be no Team Registration exceptions or time extensions allowed.

Please contact your Age Group Coordinator (AGC) to resolve any issues with Team Registration guidelines.

Team Registration Required Documents:

1. [Team Information Sheet](#) (Go to Forms page on website – Last row)
2. [BSC Guidelines and Policies](#) (Go to Forms page on website – Second row)
3. [Official Team Roster](#) issued by the US Club Soccer association or US Youth Soccer Association

(US Club Soccer Association)



(Example State US Youth Soccer Association)



- a) [Official Team Player ID Cards or Passes issued by the US Club Soccer association or US Youth Association](#)
- b) If guest players are required, **write in the names** of players to the team roster (#3) and upload and guest players US Club Player or Passes issued by the US Club Soccer association or US Youth Association. Contact your AGC if you need further clarification.

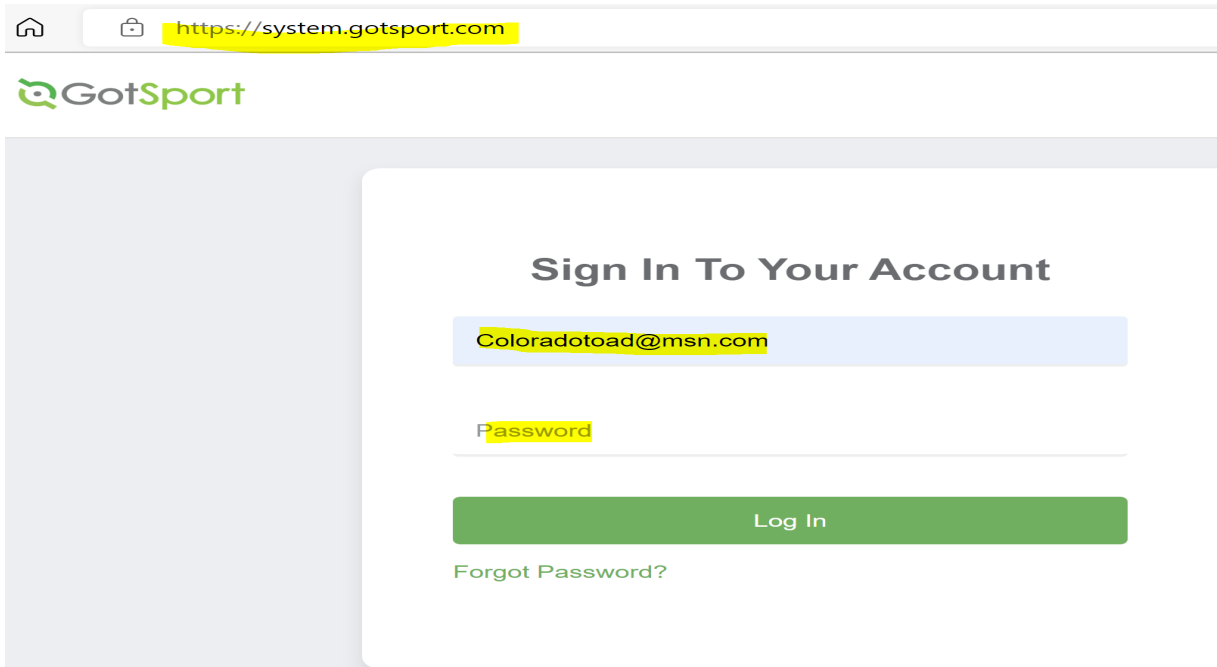
Note: US Club Soccer teams may only take guest players registered under US Club Soccer, and USYSA teams may only take guest players registered with properly stamped USYSA player pass cards. No roster may be comprised of players with different passes from different organizations (no “mixed rosters”).

- c) [For US Youth Soccer Teams outside of region 1, need to provide a signed permission to travel form.](#) Check with your **State association** for the appropriate form. (*Region 1 teams include: ME, NH, NJ, VT, MA, RI, PAE, PAW, NYE, NYW, CT, MD, DE, VA, WV*)

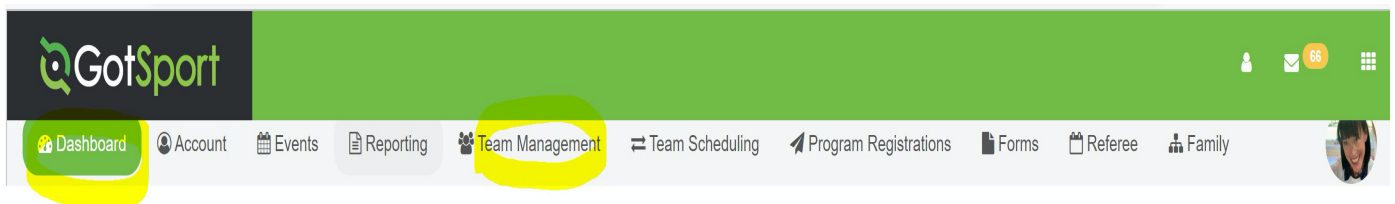
How to Upload the Documents to Got Sport:

Normally the following steps are performed by a Team manager or a Team coach who has been granted to access Got Sport for the team. Please follow the instruction below:

1. **Login to <https://system.gotsport.com>** using a team manager or a coach credentials below




2. First select **“Dashboard”** and select **“Team Management”** as shown below.



3. After selecting “**Team Management**” above, select your **team’s name** shown in the “**Teams**” pane:

The screenshot shows the GotSport website interface. At the top left is the GotSport logo. A navigation bar contains several menu items: Dashboard, Account, Events, Reporting, **Team Management** (circled in yellow), Team Scheduling, Program Registrations, Forms, Referee, and Family. On the left side, there is a sidebar with options: Teams (highlighted in green), Registrations, Matches, and Submitted Forms. The main content area is titled 'Teams' and shows 'Displaying 1 team'. Below this is a table with columns: Name, Coach, Level, Age, and Gender. The table contains one row for 'Coppermine SC Girls 2009 Premier' (circled in yellow), with Coach 'Teixeira, Valdemar', Level 'Travel', Age 'U14', and Gender 'Female'.

<input type="checkbox"/>	Name	Coach	Level	Age	Gender
<input type="checkbox"/>	 Coppermine SC Girls 2009 Premier	Teixeira, Valdemar	Travel	U14	Female

4. Select “**Team Registration**” next

The screenshot shows the team page for 'Coppermine SC Girls 2009 Premier'. At the top, the team name is displayed in a dark header. Below the header is a navigation bar with several menu items: Team, Team Members, Rosters, **Team Registrations** (circled in yellow), Messages, and Program Registrations. Below the navigation bar, there is a team profile card. The card features the team's logo on the left and the following information on the right: 'Coppermine SC Girls 2009 Premier' (with 'U14' in a green box, 'Female' in a red box, and 'Travel' in a grey box), and 'Birthday Range: 01/01/09 - 12/31/09'.

5. Select your team event for **2024 Bethesda Premier Cup Girls or Boys**

The screenshot shows a web application interface with a navigation bar at the top containing five tabs: Team, Team Members, Rosters, Team Registrations, Messages, and Program Registrations. The 'Team Registrations' tab is highlighted with a yellow circle. Below the navigation bar is a search section for events, featuring a text input field labeled 'Search Event Name' and a green 'Search' button. Underneath is a table titled 'Team Registrations' with columns for Event, Age, Gender, and Event Start Date. The first row of the table contains the text '2023 Bethesda Premier Cup Girls U9 - U19', which is highlighted in yellow. To the right of this row is a blue 'Rosters' button.

Event	Age	Gender	Event Start Date
2023 Bethesda Premier Cup Girls U9 - U19	U15	Female	2023-11-10

6. Finally select **“Registration”** tab to access the main page to upload the required documents. Start uploading individual document by clicking on the **“Edit”** below

Info **Registration** Billing Roster Scheduling Requests Schedule Team History Purchase Add Ons Athlete Pool

Registration Form Answers [Edit](#)

Bethesda Tournament Guidelines and Policy
[BCpolicy.pdf](#)
Uploaded: 10/14/2022 08:36 PM EDT

All Documents below, need to be complete by October 15, 2022. We would appreciate if you have the documents on file now to upload them however they are not required until October 15, 2022.

Bethesda Team Information Sheet
[BCinfosheet.pdf](#)
Uploaded: 10/14/2022 08:36 PM EDT

Official Team Roster
[Bethcuproster.pdf](#)
Uploaded: 10/14/2022 08:31 PM EDT

Official Team Player ID Cards
[BCcardminusguest.pdf](#)
Uploaded: 10/14/2022 08:31 PM EDT

Guest Player ID Cards (If Applicable)**
[BCguest.pdf](#)
Uploaded: 10/14/2022 08:31 PM EDT



FREQUENTLY ASKED QUESTIONS

Check -In Confirmation:

If I checked my team in on-line, how will I know my roster has been approved?

Approved stamped rosters will be upload back under the “BSC USE ONLY: APPROVED On-Line Roster” in the Got Sport page above. This will be your official tournament roster. You **MUST** bring this to the tournament with you and show it along with your original player cards for every game.

Players not attending the event:

If a player is not attending the event, do I leave their name on the roster?

No, if a player is not attending the event; you need to cross their name off the roster.

Guest Players & Roster Size:

What is the maximum number of guest players a team can bring to the event?

3 Carded players, unless permission is given by the tournament director.

The cap for the roster size per age groups including guest players are as follows:

U9/U10 (7v7) – rosters with guest players cannot exceed 14

U11/U12 (9v9) – rosters with guest players cannot exceed 16

U13 -U19 (11v11) - rosters with guest players cannot exceed 22, but only 18 may dress for any given game.

Rostered players may play for other teams within the same club without needing guest player approval! Allowing players to move within the Club teams helps them with injury coverage as well as tiering for tournament purposes. For example, a Bethesda Green player in the U13 age group can play on the U13 Bethesda Blue team without needing guest player approval.



**please note that a player can only appear on one Premier Cup roster at the event.

How do I add a guest player?

Step 1: Obtain the guest players current player card and medical release form

Step 2: Handwrite the guest player's full name, unique jersey number, player identification number and birthday below the bottom of the existing rostered players.

Note: US Club Soccer teams may only take guest players registered under US Club Soccer, and USYSA teams may only take guest players registered with properly stamped USYSA player pass cards. No roster may be comprised of players with different passes from different organizations (no "mixed rosters").

How do I add a guest player after my on-line registration was approved?

Due to the size of the tournament, teams will not be allowed to resubmit their roster online unless permission is given by the registrar. This will depend on the workload of the registrar. Teams that need to make changes after submitting their roster, but before their first game, should work directly with their age group coordinator.

Medical Release Forms

Do I include the medical release forms in the early registration document?

- **No.** All teams must have a medical release form for each player (including guest players) but **DO NOT** include the medical release forms in the online registration package.

Do Medical Releases need to be notarized?

- **No.** Medical Releases DO NOT need to be notarized. However, you must have signed our rules and guideline form stating that you have medical releases for all of your players.



Age Group Structure

What Birth Years play in each age group?

(Remember, players may play up but they cannot play at an age group younger than their birth year, i.e., a player born in 2007 may play U18 or U19. They may not play U17.)

2006 – U19

2007 – U18

2008 – U17

2009 – U16

2010 – U15

2011 – U14

2012 – U13

2013 – U12

2014 – U11

2015 – U10

2016 – U9

How to “sign” in the BSC Guidelines and Policy.docx into a PDF file:

1. Click on the [BSC Guidelines document](#)
2. Type in the bottom of the word docx.
3. Print it back into a PDF



**ALL QUESTIONS ABOUT TEAM REGISTRATIONS CAN BE EMAILED
DIRECLTY TO Bethesda Soccer at
checkin@bethesdasoccer.org**